



Delta0 Series

EXPOSED FOLDED 800 MHz  
900 MHz

DIPOLE 8-Bay Array


806-870 MHz



Electromagnetics

"Quality is everything."

JAG-850-8-EX



- Civil aviation applications
- Land mobile networks
- Public security and safety
- Transportation networks



JAG-850-8-EX Product Specification Sheet.

Electrical Specifications		Mechanical Specifications		Environmental	
Model	JAG-850-8-EX	Model	JAG-850-8-EX	Model	JAG-850-8-EX
Frequency Range (MHz)	806 – 870	Height	inches (mm)*** 180 (4,572)	Survival Wind Velocity With no Ice	*Values based on 15-foot 2-inch O.D. AL mast & 1/2" spacing mph (km/h) 110 (177)*
Bandwidth @ 1.5:1 VSWR or Better (MHz)	64	Width	inches (mm)*** 13 (330.2)	Survival Wind Velocity With Ice	*Values based on 15-foot 2-inch O.D. AL mast & 1/2" spacing mph (km/h) 80 (128)*
Polarization	Vertical	Depth	inches (mm)*** 2 (50.8)	Maximum Allowable Radial Ice Buildup	*Values based on 15-foot 2-inch O.D. AL mast & 1/2" spacing inches (mm) 0.5 (12.7)*
Radiation Pattern	Adjustable (See pages 2 & 3)**	Weight	lb (kg) *Value based on supplied antenna without AL mast 20 (9)*	Equivalent Flat Plate Area	*Values based on 15-foot 2-inch O.D. AL mast & 1/2" spacing ft^2 (m^2) 3.54 (0.33)*
Nominal Gain (dBd)	8.9 – 9.7 (Depending on spacing)**	Support Mast Outside Diameter	No mast supplied* *(See JAG pipes page for suitable masts)	Lateral thrust (100mph) 0 Radial Ice Buildup	*Values based on 15-foot 2-inch O.D. AL mast & 1/2" spacing lbs (N) 144 (640.5)*
Nominal Horizontal 3dB Beamwidth (Deg)	205 – 215	Support Mast Allowable Clamping Space Inches (mm)	N/A*	Torsional moment (100mph) 0 Radial Ice Buildup	*Values based on 15-foot 2-inch O.D. AL mast & 1/2" spacing ft-lbs (Nm) 43 (58.1)*
Nominal Vertical 3dB Beamwidth (Deg)	7 – 9	Mounting Information	8 dipole clamps supplied	Bending moment (100mph) 0 Radial Ice Buildup	*Values based on 15-foot 2-inch O.D. AL mast & 1/2" spacing ft-lbs (Nm) 632 (853.2)*
Maximum Average Power (Watts)	150	Pigtail (ft) & RF Connector	1 – 1.5 & 'N' Male		
Lightning Protection	DC Ground				

Note: See JAG antenna options page for other connectors and pigtail lengths.

Specifications are subject to change without notice. As a result, all information contained in the present datasheet is subject to confirmation at time of ordering.

Dated: April-10-2010

Issue: 1

Made in Canada

Rev041010.0

Page 1/4



RF EMI Engineering Technology  
26-1750 Creek Way  
Burlington, Ontario  
L7L 7E2 Canada

Email: [info@jagelectromagnetics.com](mailto:info@jagelectromagnetics.com)  
Web: [www.jagelectromagnetics.com](http://www.jagelectromagnetics.com)  
Tel (647)-746-5937  
Fax (905)-332-8093



Copyright © JAG Electromagnetics

JAG's dedication to continuous Research & Development will result in product improvements as they evolve.



Delta0 Series

EXPOSED FOLDED

800 MHz  
900 MHz

DIPOLE 8-Bay Array

806-870 MHz

JAG-850-8-EX

Electromagnetics

"Quality is everything."

Features

- 2-year factory warranty (See page 3)
- Broadband (64 MHz)
- Suitable for multi-frequency systems
- Soldered internal joints
- Small for easy transport and installation
- Field adjustable pattern and gain
- DC Grounded
- Stainless steel hardware
- Easy storage
- Operation in harsh environments
- Optional mast pipe can be supplied\*
- Natural rubber plugs
- Side or tower top mountable
- Optional coatings such as black paint
- Ideal for mobile command vehicles
- Ideal for rented or temporary repeaters

FedEx UPS Shippable

Description

The JAG-850-8-EX is an 8-bay version of the JAG-850-1-EX. Its unique high efficiency wide bandwidth design allows it to cover the entire 806-870 MHz frequency span with a VSWR of 1.5:1 or better. Because of its bandwidth and very low intermodulation response, the JAG-850-8-EX is useful in a wide range of functions ranging from trunking, cellular, government, transit, telemetry/SCADA, and endless other applications.

The JAG-850-8-EX as well as the rest of the multi-bay arrays that are based on it feature 6061-T6 aluminum and stainless steel construction. Features such as high quality coax, soldered and welded joints as well as minimized dissimilar metal contacts ensure trouble free operation.

This series (Delta0) is based on an external harness design, which allows easy field adjustment of gain and radiation pattern. The external harness design also offers flexibility in mounting scenarios from tower legs to various pipe sizes. The absence of bulky masts, make Delta0 series easy to transport, install, and ship. Shipping costs are much cheaper for Delta0 series antennas.

Rugged construction, lightweight, and ease of installation, make the JAG-850-8-EX ideal for leased or rented system use. Its bandwidth also makes it perfect to stock for re-use or re-sale.

JAG-850-8-EX at a glance

Note: Only one of the dipoles out of the 8 bays is shown here for illustration purposes. Gain values below represent complete antenna (not a single dipole).




1/4 - wave spacing  
(9.4 - 9.7 dBd gain)  
(Offset pattern)



1/2 - wave spacing  
(8.9 - 9.2 dBd gain)  
(Bi-directional / Elliptical pattern)



Heavy-duty galvanized clamp w/S.S. hardware



Natural rubber plugs

\*Site-specific mounting masts and clamps are recommended for Delta0 Series antennas. Please consult JAG to determine suitable accessories for your application.

JAG-850-8-EX Product Specification Sheet.

Specifications are subject to change without notice. As a result, all information contained in the present datasheet is subject to confirmation at time of ordering.

Dated: April-10-2010

Issue: 1

Made in Canada

Rev041010.0

Page 2/4



RF EMI Engineering Technology  
26-1750 Creek Way  
Burlington, Ontario  
L7L 7E2 Canada

Email: [info@jagelectromagnetics.com](mailto:info@jagelectromagnetics.com)  
Web: [www.jagelectromagnetics.com](http://www.jagelectromagnetics.com)  
Tel (647)-746-5937  
Fax (905)-332-8093



Copyright © JAG Electromagnetics

JAG's dedication to continuous Research & Development will result in product improvements as they evolve.



Delta0 Series

EXPOSED FOLDED 800 MHz  
900 MHz

DIPOLE 8-Bay Array

806-870 MHz

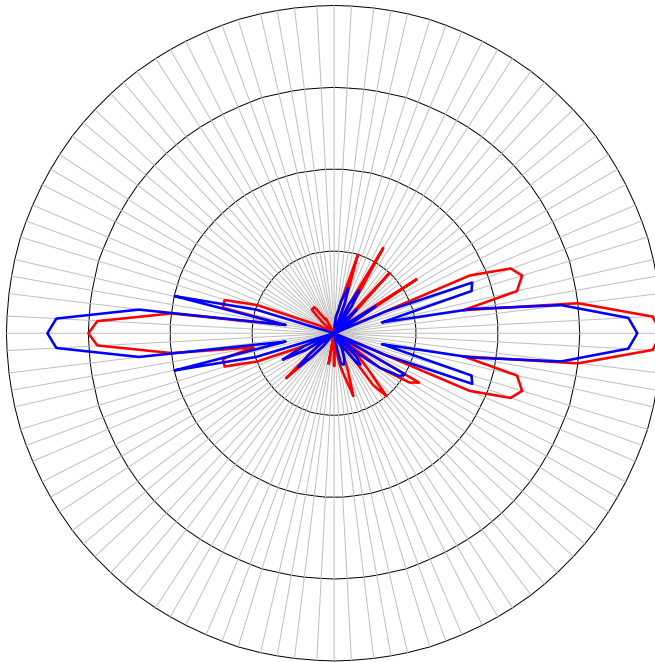


# Electromagnetics

*"Quality is everything."*

## JAG-850-8-EX

### Vertical Radiation Pattern For Vertical Polarization



**Elevation** — Quarter Wavelength Spacing — Half Wavelength Spacing

\* This is a general representation of the Delta0 Series JAG-850-8-EX antenna radiation pattern. For the latest detailed pattern contact JAG Applications Engineering.

## WARRANTY

JAG Electromagnetics warrants all its products against defects in material or workmanship and is only applicable if failure results from these factors within two years from the purchase date by the user. Jag Electromagnetics will be responsible for the supply, at no charge, of new or rebuilt replacements in exchange for defective parts for the duration of the warranty. This warranty does not extend to any JAG products that have been subject to misuse, neglect, accident, improper installation or application. In addition, this warranty does not extend to products that have been repaired or substantially altered outside our manufacturing plant.

JAG Electromagnetics will not be liable for any incidental or consequential damages due to failure of a JAG product under this warranty or any implied warranty. JAG is in no event liable for consequential damages or other costs of any kind as a result of the use of the products manufactured by JAG. No envoy is sanctioned to presume for JAG any other legal responsibility in connection with JAG products. JAG Electromagnetics is not accountable for replacement of any product damaged by lightning.

JAG-850-8-EX Product Specification Sheet.

Specifications are subject to change without notice. As a result, all information contained in the present datasheet is subject to confirmation at time of ordering.

Dated: April-10-2010

Issue: 1

Made in Canada

Rev041010.0

Page 3/4



RF EMI Engineering Technology  
26-1750 Creek Way  
Burlington, Ontario  
L7L 7E2 Canada

Email: [info@jagelectromagnetics.com](mailto:info@jagelectromagnetics.com)  
Web: [www.jagelectromagnetics.com](http://www.jagelectromagnetics.com)  
Tel (647)-746-5937  
Fax (905)-332-8093



Copyright © JAG Electromagnetics

JAG's dedication to continuous Research & Development will result in product improvements as they evolve.



Delta0 Series

EXPOSED FOLDED

800 MHz  
900 MHz

DIPOLE 8-Bay Array

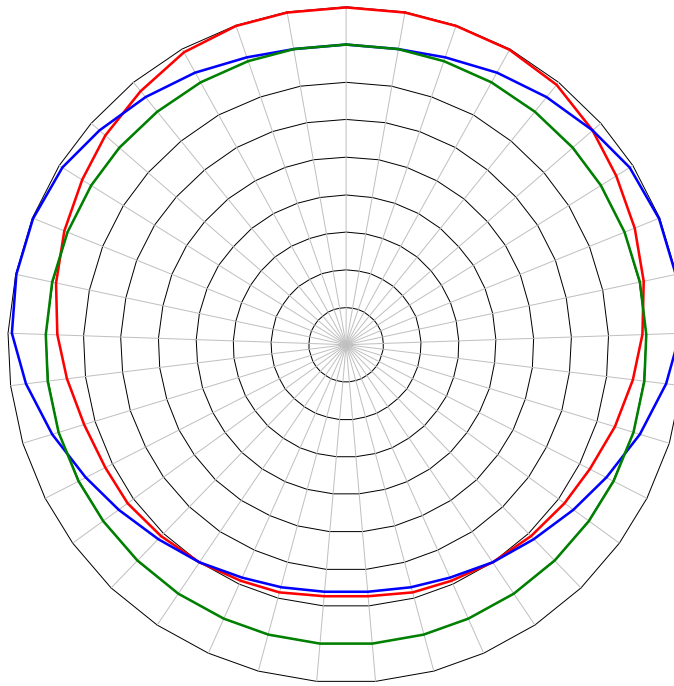
806-870 MHz

JAG-850-8-EX

Electromagnetics

"Quality is everything."

Horizontal Pattern For Vertical Polarization



\*Note:  
1/4λ Gain ≅ 9.7 dBd  
1/2λ Gain ≅ 9.2 dBd  
Omni Gain ≅ 7.5 dBd

Azimuth — Quarter Wave Spacing — Half Wave Spacing — Omnidirectional

\* This is a general representation of the Delta0 Series JAG-850-8-EX antenna radiation pattern. For the latest detailed pattern contact JAG Applications Engineering.

Toronto:

JAG Electromagnetics  
1750 Creek Way, Unit 26  
Burlington, Ontario, Canada  
L7L 7E2  
Tel (647)-746-5937  
Fax (905)-332-8093  
Email: info@jagelectromagnetics.com

Saskatoon:

JAG Electromagnetics  
P.O. Box 20030  
Saskatoon, Saskatchewan, Canada  
S7L 7K9  
Tel (647)-746-5937  
Fax (905)-332-8093  
Email: info@jagelectromagnetics.com

Published by JAG and printed in Canada. This document cannot be printed or duplicated other than for its intended purpose as a JAG product selection guide without the written consent of JAG Electromagnetics.

JAG-850-8-EX Product Specification Sheet.

Specifications are subject to change without notice. As a result, all information contained in the present datasheet is subject to confirmation at time of ordering.

Dated: April-10-2010

Issue: 1

Made in Canada

Rev033110.2

Page 4/4



RF EMI Engineering Technology  
26-1750 Creek Way  
Burlington, Ontario  
L7L 7E2 Canada

Email: info@jagelectromagnetics.com  
Web: www.jagelectromagnetics.com  
Tel (647)-746-5937  
Fax (905)-332-8093



Copyright © JAG Electromagnetics

JAG's dedication to continuous Research & Development will result in product improvements as they evolve.