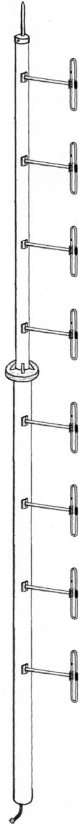





**Electromagnetics**  
*"Quality is everything."*

**Delta2 Series**  
**EXPOSED FOLDED** VHF UHF  
**DIPOLE 8-Bay Array**  
**138-174 MHz**

**JAG-150-8-1/2-TOP-F1**



- Coast Guard & marine land stations
- Land mobile networks
- Public security and safety
- Transportation networks



| Electrical Specifications                 |                             | Mechanical Specifications                               |   | Environmental                                    |                          |
|---|-----------------------------|---|---|--|--------------------------|
| Model                                     | JAG-150-8-1/2-TOP-F1        | Model   | JAG-150-8-1/2-TOP-F1  | Model  | JAG-150-8-1/2-TOP-F1     |
| Frequency Range (MHz)                     | 138 – 174                   | Height  | inches (mm) 480 (12,192)  | Survival Wind Velocity<br>With no Ice            | mph (km/h) 95 (153)      |
| Bandwidth @ 1.5:1<br>VSWR or Better (MHz) | 36                          | Width   | inches (mm) 42 (1,066.8)  | Survival Wind Velocity<br>With Ice               | mph (km/h) 65 (105)      |
| Polarization                              | Vertical                    | Depth   | inches (mm) 4.25 (108)  | Maximum Allowable<br>Radial Ice Buildup          | inches (mm) 0.5 (12.7)   |
| Radiation Pattern                         | Bi-directional (Elliptical) | Weight  | lb (kg) 375 (168.8)   | Equivalent Flat Plate<br>Area                    | ft^2 (m^2) 12.54 (1.17)  |
| Nominal Gain (dBd)                        | 8.9 – 9.2                   | Support Mast<br>Outside Diameter<br>Inches (mm)         | 8.625 (219)   | Lateral thrust (95mph)<br>0 Radial Ice Buildup   | lbs (N) 466 (2,073)      |
| Nominal Horizontal<br>3dB Beamwidth (Deg) | 205 – 215                   | Support Mast<br>Allowable Clamping Space<br>Inches (mm) | 120 (3,048)*  | Torsional moment (95mph)<br>0 Radial Ice Buildup | ft-lbs (Nm) 392 (529.1)  |
| Nominal Vertical<br>3dB Beamwidth (Deg)   | 7 – 9                       | Mounting Information                                    | No clamps supplied<br>(See JAG clamps page for suitable clamps) | Bending moment (95mph)<br>0 Radial Ice Buildup   | ft-lbs (Nm) 1825 (2,464) |
| Maximum Average Power (Watts)             | 300                         | Pigtail (ft) & RF Connector                             | 10 – 10.5 & 'N' Male  |  |                          |
| Lightning Protection                      | DC Ground                   |   |   |  |                          |

JAG-150-8-1/2-TOP-F1 Product Specification Sheet.

Specifications are subject to change without notice. As a result, all information contained in the present datasheet is subject to confirmation at time of ordering.

Dated: July-04-2011

Issue: 2

Made in Canada

Rev070411.2

Page 1/4



RF EMI Engineering Technology  
 26-1750 Creek Way  
 Burlington, Ontario  
 L7L 7E2 Canada

Email: [info@jagelectromagnetics.com](mailto:info@jagelectromagnetics.com)  
 Web: [www.jagelectromagnetics.com](http://www.jagelectromagnetics.com)  
 Tel (905)-635-7437  
 Fax (905)-332-8093



Copyright © JAG Electromagnetics

JAG's dedication to continuous  
 Research & Development will result  
 in product improvements as they  
 evolve.



Delta2 Series

EXPOSED FOLDED VHF UHF

DIPOLE 8-Bay Array

138-174 MHz

Electromagnetics

"Quality is everything."

JAG-150-8-1/2-TOP-F1

Features

- 5-year factory warranty (See page 3)
- Broadband (36 MHz)
- Suitable for multi-frequency systems
- High gain applications
- Soldered internal joints
- DC Grounded
- Stainless steel hardware
- Expert TIG welding
- Natural rubber plugs
- Stock for re-use or re-sale
- Low PIM
- Operation in harsh environments
- Optional lightning rod spike
- Optional downtilt versions
- Optional inverted mountable model
- Tower top mountable
- Optional coatings
- Ideal for monitoring stations

Description


The JAG-150-8-1/2-TOP-F1 is an 8-bay version of the JAG-150-1-1/2, incorporating all the features of the basic model into an extremely high gain antenna needed in certain system applications. The JAG-150-8-1/2-TOP-F1 is designed for tower top mounting and is supplied with either quarter-wave (JAG-150-8-1/4-TOP-F1) or half-wave (JAG-150-8-1/2-TOP-F1) dipole-to-mast spacing. A JAG flange in the middle means this antenna is only 20-feet long when shipped and 40-feet tall assembled.

The JAG-150-8-1/2-TOP-F1 features 6061-T6 aluminum and stainless steel construction. Features such as natural rubber plugs make sure the internal phasing harness remains well protected from the elements ensuring trouble free operation.

This series also offers customers with an optional heavy-duty solid stainless steel lightning rod spike for locations prone to lightning strikes. JAG's standard option consists of a stainless steel bolt fed through the machined end cap. The stainless steel bolt allows for a corrosion free low resistance area for any potential lightning strikes as the surrounding aluminum oxidizes over time.

The JAG-150-8-1/2-TOP-F1, with its rugged construction and ease of installation, is ideal for leased or rented system use. Its bandwidth also makes it perfect to stock for re-use or re-sale.

JAG-150-8-1/2-TOP-F1 at a glance



Expert TIG welding



Natural rubber plugs



Heavy-duty dipole fixture



Optional lightning rod

\*Site-specific mounting hardware is necessary with these antennas. Please consult JAG to determine suitable clamps for your application.

JAG-150-8-1/2-TOP-F1 Product Specification Sheet.

Specifications are subject to change without notice. As a result, all information contained in the present datasheet is subject to confirmation at time of ordering.

Dated: July-04-2011

Issue: 2

Made in Canada

Rev070411.2

Page 2/4



RF EMI Engineering Technology  
26-1750 Creek Way  
Burlington, Ontario  
L7L 7E2 Canada

Email: [info@jagelectromagnetics.com](mailto:info@jagelectromagnetics.com)  
Web: [www.jagelectromagnetics.com](http://www.jagelectromagnetics.com)  
Tel (905)-635-7437  
Fax (905)-332-8093



Copyright © JAG Electromagnetics

JAG's dedication to continuous Research & Development will result in product improvements as they evolve.

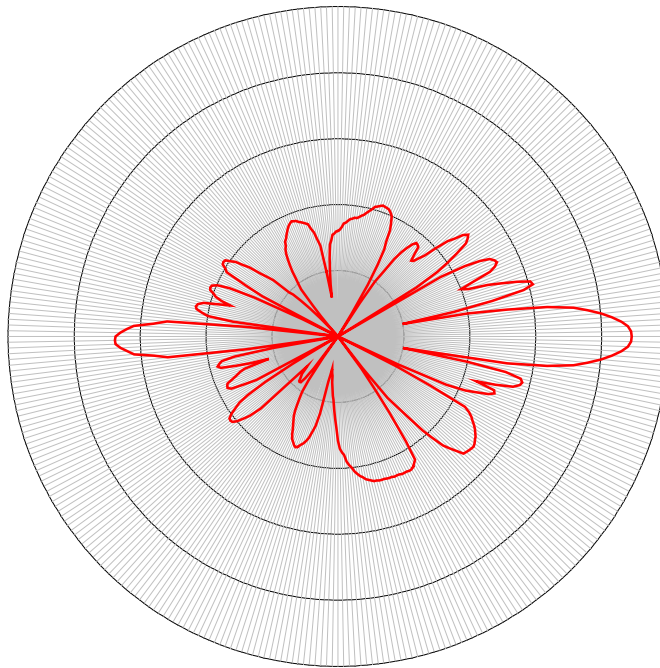


**Delta2 Series**  
**EXPOSED FOLDED** VHF UHF  
**DIPOLE 8-Bay Array**  
**138-174 MHz**

**Electromagnetics**  
*"Quality is everything."*

**JAG-150-8-1/2-TOP-F1**

**Vertical Radiation Pattern For Vertical Polarization**



**Elevation**

— Half Wavelength Spacing

\* This is a general representation of the Delta0 Series JAG-150-8-1/2-TOP-F1 antenna radiation pattern. For the latest detailed pattern contact JAG Applications Engineering.

JAG-150-8-1/2-TOP-F1 Product Specification Sheet.

**WARRANTY**

JAG Electromagnetics warrants all its products against defects in material or workmanship and is only applicable if failure results from these factors within five years from the purchase date by the user. Jag Electromagnetics will be responsible for the supply, at no charge, of new or rebuilt replacements in exchange for defective parts for the duration of the warranty. This warranty does not extend to any JAG products that have been subject to misuse, neglect, accident, improper installation or application. In addition, this warranty does not extend to products that have been repaired or substantially altered outside our manufacturing plant.

JAG Electromagnetics will not be liable for any incidental or consequential damages due to failure of a JAG product under this warranty or any implied warranty. JAG is in no event liable for consequential damages or other costs of any kind as a result of the use of the products manufactured by JAG. No envoy is sanctioned to presume for JAG any other legal responsibility in connection with JAG products. JAG Electromagnetics is not accountable for replacement of any product damaged by lightning.

Specifications are subject to change without notice. As a result, all information contained in the present datasheet is subject to confirmation at time of ordering.

Dated: July-04-2011

Issue: 2

Made in Canada

Rev070411.2

Page 3/4



RF EMI Engineering Technology  
 26-1750 Creek Way  
 Burlington, Ontario  
 L7L 7E2 Canada

Email: [info@jagelectromagnetics.com](mailto:info@jagelectromagnetics.com)  
 Web: [www.jagelectromagnetics.com](http://www.jagelectromagnetics.com)  
 Tel (905)-635-7437  
 Fax (905)-332-8093



Copyright © JAG Electromagnetics

JAG's dedication to continuous Research & Development will result in product improvements as they evolve.



Delta2 Series

EXPOSED FOLDED VHF UHF

DIPOLE 8-Bay Array

138-174 MHz

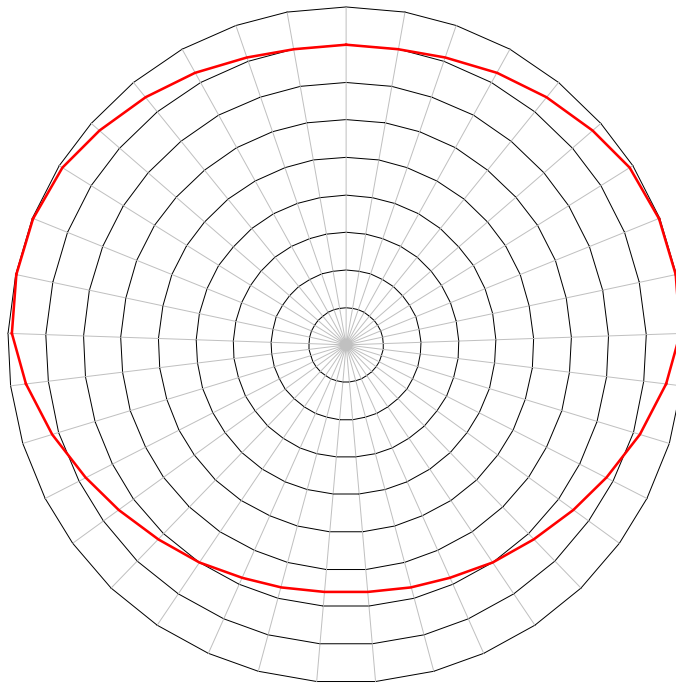
Electromagnetics

"Quality is everything."

JAG-150-8-1/2-TOP-F1



Horizontal Pattern For Vertical Polarization



Azimuth

— Half Wave Spacing

\* This is a general representation of the Delta0 Series JAG-150-8-1/2-TOP-F1 antenna radiation pattern. For the latest detailed pattern contact JAG Applications Engineering.

Toronto:

JAG Electromagnetics
26-1750 Creek Way
Burlington, ON, L7L 7E2
Canada
Tel (905)-635-7437
Fax (905)-332-8093
Email: info@jagelectromagnetics.com

Saskatoon:

JAG Electromagnetics
30065-1624 33rd St. W
Saskatoon, SK, S7L 7M6
Canada
Tel (905)-635-7437
Fax (905)-332-8093
Email: info@jagelectromagnetics.com

Published by JAG and printed in Canada. This document cannot be printed or duplicated other than for its intended purpose as a JAG product selection guide without the written consent of JAG Electromagnetics.

JAG-150-8-1/2-TOP-F1 Product Specification Sheet.

Specifications are subject to change without notice. As a result, all information contained in the present datasheet is subject to confirmation at time of ordering.

Dated: July-04-2011

Issue: 2

Made in Canada

Rev070411.2

Page 4/4



RF EMI Engineering Technology
26-1750 Creek Way
Burlington, Ontario
L7L 7E2 Canada

Email: info@jagelectromagnetics.com
Web: www.jagelectromagnetics.com
Tel (905)-635-7437
Fax (905)-332-8093



Copyright © JAG Electromagnetics

JAG's dedication to continuous
Research & Development will result
in product improvements as they
evolve.