

JAGY-925-3



- Telemetry
- Land mobile networks
- Public security and safety
- Transportation networks



Electrical Specifications		Mechanical Specifications		Environmental	
Model	JAGY-925-3	Model	JAGY-925-3	Model	JAGY-925-3
Frequency Range (MHz)	890 – 960	Height	inches (mm) 6.8 (172.7)	Survival Wind Velocity With no Ice	mph (km/h) 187 (300)
Bandwidth @ 1.5:1 VSWR or Better (MHz)	70	Width	inches (mm) 12 (304.8)	Survival Wind Velocity With Ice	mph (km/h) 113 (182)
Polarization	Vertical or Horizontal	Depth	inches (mm) 3 (76.2)	Maximum Allowable Radial Ice Buildup	inches (mm) 0.5 (12.7)
Radiation Pattern	Directional	Weight	lb (kg) 1.85 (0.85)	Equivalent Flat Plate Area	ft ² (m ²) 0.13 (0.011)
Nominal Gain (dBd)	6 – 6.5	Yagi Support Boom Outside Diameter Inches (mm)	0.84 (21.3)	Lateral thrust (100mph) 0 Radial Ice Buildup	lbs (N) 4.6 (20.5)
Nominal Horizontal 3dB Beamwidth (Deg)	78 – 88	Yagi Support Boom Allowable Clamping Space Inches (mm)	4.75 (120.7)	Torsional moment (100mph) 0 Radial Ice Buildup	ft-lbs (Nm) 9 (12)
Nominal Vertical 3dB Beamwidth (Deg)	54 – 64	Mounting Information	JAGY#6A clamp kit supplied (See JAG clamps page for other suitable clamps)	Bending moment (100mph) 0 Radial Ice Buildup	ft-lbs (Nm) 12 (16.2)
Front to Back Ratio (dB)	10 – 12	Pigtail (ft) & RF Connector	2 – 2.5 & 'N' Female		
Maximum Power (Watts)	200				
Lightning Protection	DC Ground				

Specifications are subject to change without notice. As a result, all information contained in the present datasheet is subject to confirmation at time of ordering.



JAG's dedication to continuous Research & Development will result in product improvements as they evolve.



JAGY-925-3

Features

- 2-year factory warranty (See page 3)
- Broadband (70 MHz)
- Suitable for trunked radio systems
- Soldered internal joints
- Aluminum construction
- Light weight
- DC Grounded
- Stainless steel hardware
- Easy storage
- Low PIM
- Operation in harsh environments
- Fully sealed joints
- Side or tower top mountable
- Available in bare AL or painted black
- Optional Anodized finish
- Welded elements
- Horizontal or vertical polarization

Description


The JAGY-925-3 yagi antenna has been developed to meet the need for a medium gain, broadband, premium quality directional antenna providing 6 dBd gain with a low VSWR across the entire 890-960 MHz frequency band.

The JAGY-925-3 antenna consists of a three-element yagi of exceptional durability and performance. All elements including the driven folded dipole element are maintained at DC Ground potential for lightning protection. The reflector and director elements are welded to the boom reducing the risk of damage or misalignment and maintain excellent electrical continuity.

The JAGY-925-3 antenna is suitable for mounting on the top or side of a conductive or non-conductive tower or pole and is supplied complete with a mounting clamp kit. To assure optimum performance, each JAG antenna is checked for proper VSWR over a wide range of frequencies before leaving our factory.

The JAGY-925-3 has a number of system applications, such as in systems requiring an antenna with excellent icing characteristics. The JAGY-925-3 can also be used in point-to-point systems where medium gain is required over a relatively short distance. Reduction in transmitter noise, receiver desensitization, and intermodulation interference is also a result when a JAGY is co-located or 180 degrees from other antennas.

JAGY-925-3 at a glance



Unique dipole (DE) block mount and fully sealed feeder



Welded elements



Sealed feed point

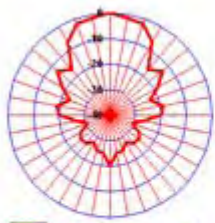


Clamp included with S.S. hardware

* JAGY#6A Clamp Kit is included with this antenna. Please consult JAG to determine suitable clamps for custom applications.

Specifications are subject to change without notice. As a result, all information contained in the present datasheet is subject to confirmation at time of ordering.





JAGTM

Electromagnetics

"Quality is everything."

Jagy1 Series

FOLDED DIPOLE

800 MHz
900 MHz

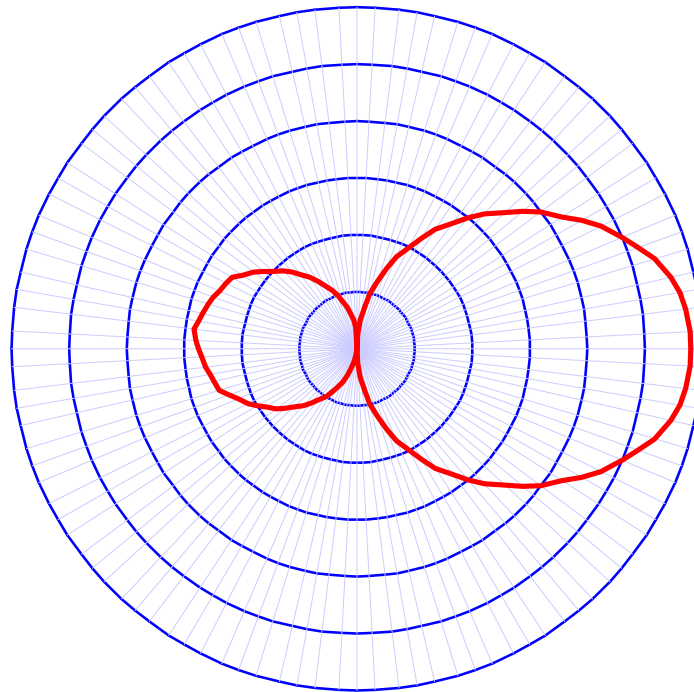
YAGI 3-Element

890-960 MHz



JAGY-925-3

Vertical Radiation Pattern For Vertical Polarization



Elevation

* This is a general representation of the Jagy1 Series JAGY-925-3 antenna radiation pattern. For the latest detailed pattern contact JAG Applications Engineering.

WARRANTY

JAG Electromagnetics warrants all its products against defects in material or workmanship and is only applicable if failure results from these factors within two years from the purchase date by the user. Jag Electromagnetics will be responsible for the supply, at no charge, of new or rebuilt replacements in exchange for defective parts for the duration of the warranty. This warranty does not extend to any JAG products that have been subject to misuse, neglect, accident, improper installation or application. In addition, this warranty does not extend to products that have been repaired or substantially altered outside our manufacturing plant.

JAG Electromagnetics will not be liable for any incidental or consequential damages due to failure of a JAG product under this warranty or any implied warranty. JAG is in no event liable for consequential damages or other costs of any kind as a result of the use of the products manufactured by JAG. No envoy is sanctioned to presume for JAG any other legal responsibility in connection with JAG products. JAG Electromagnetics is not accountable for replacement of any product damaged by lightning.

Specifications are subject to change without notice. As a result, all information contained in the present datasheet is subject to confirmation at time of ordering.



RF EMI Engineering Technology
26-1750 Creek Way
Burlington, Ontario
L7L 7E2 Canada

Email: info@jagelectromagnetics.com
Web: www.jagelectromagnetics.com
Tel (647)-746-5937
Fax (905)-332-8093

Made in Canada

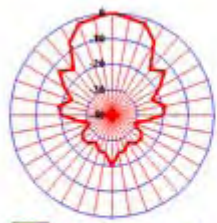


Copyright © JAG Electromagnetics

Rev090309.1

Page 3/4

JAG's dedication to continuous Research & Development will result in product improvements as they evolve.



JAGTM

Electromagnetics

"Quality is everything."

Jagy1 Series

FOLDED DIPOLE

800 MHz
900 MHz

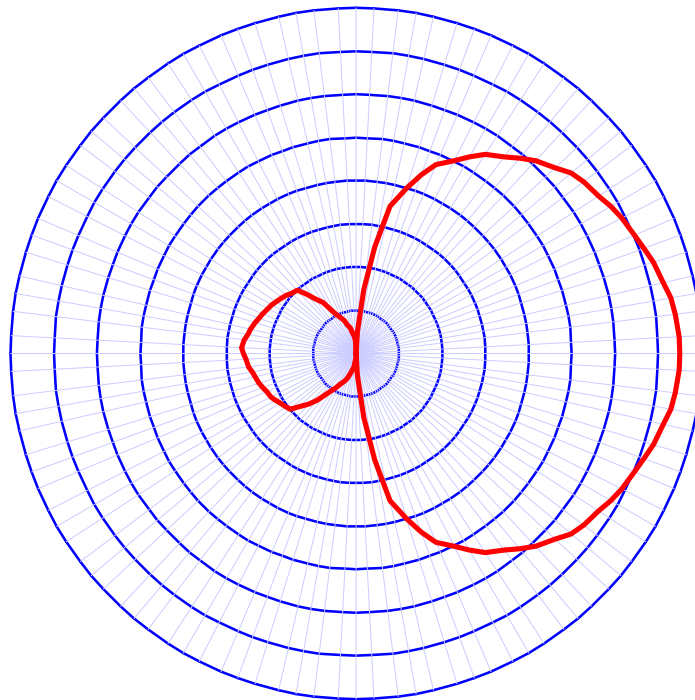
YAGI 3-Element

890-960 MHz



JAGY-925-3

Horizontal Radiation Pattern For Vertical Polarization



Azimuth

* This is a general representation of the Jagy1 Series JAGY-925-3 antenna radiation pattern. For the latest detailed pattern contact JAG Applications Engineering.

Toronto:

JAG Electromagnetics
1750 Creek Way, Unit 26
Burlington, Ontario, Canada
L7L 7E2
Tel (647)-746-5937
Fax (905)-332-8093
Email: info@jagelectromagnetics.com

Saskatoon:

JAG Electromagnetics
P.O. Box 20030
Saskatoon, Saskatchewan, Canada
S7L 7K9
Tel (647)-746-5937
Fax (905)-332-8093
Email: info@jagelectromagnetics.com

Published by JAG and printed in Canada. This document cannot be printed or duplicated other than for its intended purpose as a JAG product selection guide without the written consent of JAG Electromagnetics.



RF EMI Engineering Technology
26-1750 Creek Way
Burlington, Ontario
L7L 7E2 Canada

Email: info@jagelectromagnetics.com
Web: www.jagelectromagnetics.com
Tel (647)-746-5937
Fax (905)-332-8093

Made in Canada

Rev090309.1

Page 4/4



Copyright © JAG Electromagnetics

JAG's dedication to continuous Research & Development will result in product improvements as they evolve.

Specifications are subject to change without notice. As a result, all information contained in the present datasheet is subject to confirmation at time of ordering.